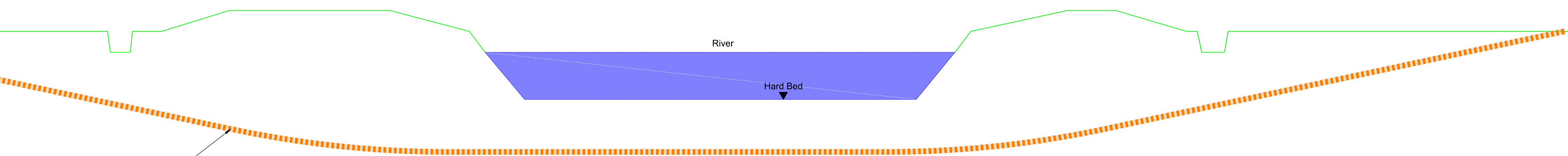


1. Do not scale from this drawing.
2. This sketch provides an indicative arrangement of how the works may be completed. The final layout will be subject to the prevailing ground conditions and the construction contractor's agreed method of working.

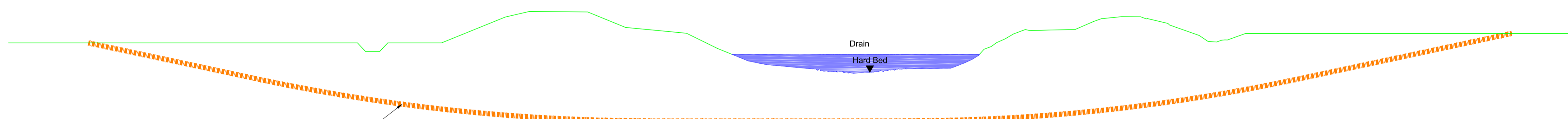
APPROVED: \_\_\_\_\_  
CHECKED: \_\_\_\_\_  
PRODUCED: \_\_\_\_\_  
CONSULTANT: ARUP



**Illustrative Diagram of a River Trenchless Crossing**

NTS

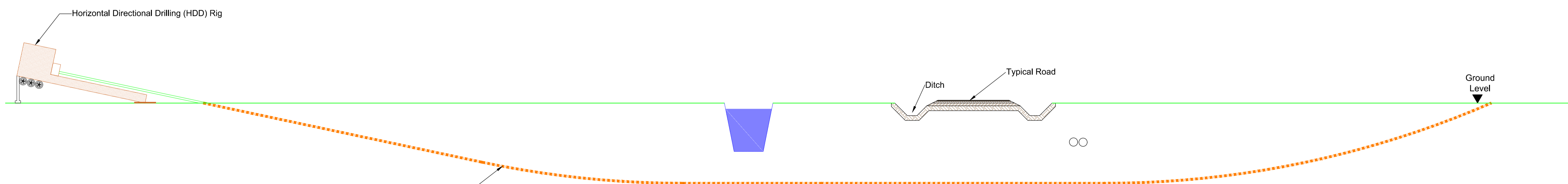
Approximate cable alignment



**Illustrative Diagram of a Drain Trenchless Crossing**

NTS

Approximate cable alignment



**Illustrative Diagram of a Drain and Single Carriageway Road Trenchless Crossing**

NTS

Approximate cable alignment

**REVISION:**

REV.	DATE	DESCRIPTION
P01	04/08/17	For Planning

**FIGURE NO.**

VKL-02-07-G100-064

**FIGURE TITLE**

Indicative Trenchless Crossing Details

**SHEET NUMBER**

N/A

**Scale at A1:**

Not to Scale